














Individual Results

Final

Fontainebleau - Fontainebleau (FRA) 18-10-2019 - Ama Elite 120km :11 Riders

Percentages: Qualified: 54.55% Not qualified: 45.45% (including GA (ex LA): 36.36% ME: 09.09% RET: 00.00% MISC: 00.00%)

RANK	NUM.	AV. SPEED	NAT.	PHASE	RANK	ARRIVAL	IN TIME	RECOV. T.	PH. SPD	BPM	AV. SPD	TOTAL REC.	LAP/LEAD	
1	451	17.062		1	2	09:10:17	09:13:21	00:03:04	17.098	57/58	17.098	00:03:04	00:10:22	
CHRISTELLE BACLET				2	2	12:01:42	12:05:15	00:03:33	16.831	60/64	16.965	00:06:37	00:25:39	
UMM AL QUWAIN				3	1	14:11:07	14:14:31	00:03:24	16.804	58/58	16.924	00:10:01	00:00:00	
				4	1	16:19:01	16:31:45		17.718	55/55	17.062		00:00:00	
Total Riding Time: 07:09:01														
2	457	16.361		1	5	09:16:47	09:22:01	00:05:14	16.054	61/64	16.054	00:05:14	00:19:02	
ANNE MARIE DULIEU				2	3	12:08:37	12:11:46	00:03:09	17.110	59/54	16.558	00:08:23	00:32:10	
ALOUETTE DES TUILERIE				3	2	14:19:11	14:23:38	00:04:27	16.328	62/58	16.500	00:12:50	00:09:07	
Lap / preceding :00:18:24				4	2	16:37:25	16:45:06		15.755	60/60	16.361		00:18:24	
Total Riding Time: 07:27:25														
3	453	16.359		1	4	09:16:16	09:18:32	00:02:16	16.458	64/64	16.458	00:02:16	00:15:33	
CLAIRE BERINGER				2	4	12:08:38	12:11:53	00:03:15	16.648	58/60	16.551	00:05:31	00:32:17	
ULHAN ROUGIAS				3	3	14:19:16	14:23:41	00:04:25	16.340	63/64	16.498	00:09:56	00:09:10	
Lap / preceding :00:00:03				4	3	16:37:28	16:46:55		15.755	61/61	16.359		00:18:27	
Total Riding Time: 07:27:28														
4	454	16.227		1	8	09:24:31	09:26:34	00:02:03	15.556	60/52	15.556	00:02:03	00:23:35	
BENEDICTE BUTEAU				2	5	12:18:48	12:21:18	00:02:30	16.477	64/64	15.997	00:04:33	00:41:42	
SALLAZ COOKY CRUMBLES				3	4	14:32:08	14:34:51	00:02:43	16.034	62/64	16.006	00:07:16	00:20:20	
Lap / preceding :00:03:38				4	4	16:41:06	16:51:47		17.312	60/60	16.227		00:22:05	
Total Riding Time: 07:31:06														
5	455	15.357		1	9	09:21:27	09:30:00	00:08:33	15.200	57/48	15.200	00:08:33	00:27:01	
LOUISE CHABRUN				2	8	12:24:14	12:31:16	00:07:02	15.715	64/64	15.450	00:15:35	00:51:40	
BE PLUCKYNGHAM				3	6	14:43:07	14:51:02	00:07:55	15.035	63/61	15.344	00:23:30	00:36:31	
Lap / preceding :00:25:34				4	5	17:06:40	17:19:22		15.415	59/59	15.357		00:47:39	
Total Riding Time: 07:56:40														
6	458	15.128		1	6	09:19:04	09:22:18	00:03:14	16.022	59/60	16.022	00:03:14	00:19:19	
CAROLINE HAUTCOEUR				2	6	12:22:14	12:25:09	00:02:55	15.541	59/72	15.781	00:06:09	00:45:33	
VENISE EL WIDDE				3	5	14:43:32	14:46:46	00:03:14	14.761	56/60	15.513	00:09:23	00:32:15	
Lap / preceding :00:07:12				4	6	17:13:52	17:26:01		13.594	61/64	15.128		00:54:51	
Total Riding Time: 08:03:52														
0	452	GA		1	7	09:16:22	09:22:23	00:06:01	16.013	58/52	16.013	00:06:01	00:19:24	
ANNABELLE BEDEAU				2	7	12:22:13	12:28:47	00:06:34	15.164	59/60	15.583	00:12:35	00:49:11	
FAGIR IBN RANIN				3	GA	14:43:23	14:55:35	00:12:12	14.045	56/56	15.167	00:24:47	00:41:04	
Lap / preceding :22:31:43														
Total Riding Time: 06:35:35														
0	461	ME		1	1	08:57:30	09:02:59	00:05:29	18.539	60/60	18.539	00:05:29	00:00:00	
MICHELE SCOARNEC				2	1	11:31:28	11:39:36	00:08:08	19.037	64/64	18.781	00:13:37	00:00:00	
UTAH DU GROSEILLIER				3	ME	13:59:19	14:07:35	00:08:16	13.891	60/64	17.262	00:21:53	23:53:04	
Lap / preceding :23:12:00														
Total Riding Time: 05:47:35														
0	456	GA		1	3	09:16:18	09:18:20	00:02:02	16.482	56/60	16.482	00:02:02	00:15:21	
ASTRIDE COUTRE				2	GA	12:08:36	12:10:46	00:02:10	16.763	62/60	16.619	00:04:12	00:31:10	
KHADIDJA LA NIZIERE														
Lap / preceding :22:43:11														
Total Riding Time: 04:30:46														
0	459	GA		1	GA	09:16:51	09:20:43	00:03:52	16.203	60/48	16.203	00:03:52	00:17:44	
NOEMIE MARGERIN														
SHAK JUANESS														
Lap / preceding :21:49:57														
Total Riding Time: 02:20:43														

RANK	NUM.	AV. SPEED	NAT.	PHASE	RANK	ARRIVAL	IN TIME	RECOV. T.	PH. SPD	BPM	AV. SPD	TOTAL REC.	LAP/LEAD
0	460	GA		1	GA	09:16:19	09:20:16	00:03:57	16.255	64/60	16.255	00:03:57	00:17:17
ALEXIS MICHEL													
ZAINA AL JAWAHIR			10										
Lap / preceding :23:59:33													
Total Riding Time: 02:20:16													

WD=Withdrawn, RET=Retired, DSQ=Disqualified, FNR=Finished not ranked, LA=Lame, MI=Minor injury, CI=Catastrophic injury, ME=Metabolic, ME-TR=Metabolic invasive treatment, OT=Out of time, FTC: Failed to complete




More than timekeeping

Yamahah Android


Yamahah IOS




Powered by ATRM